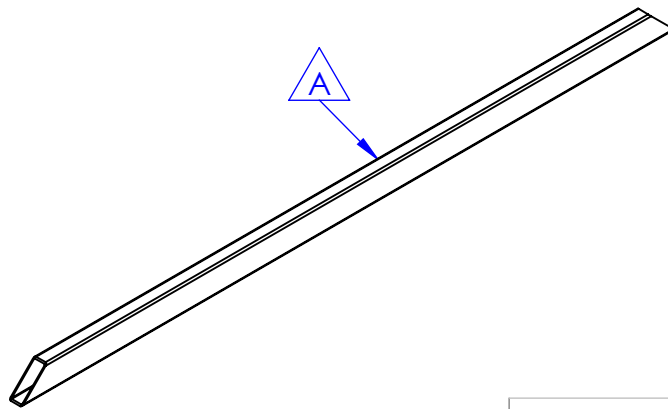
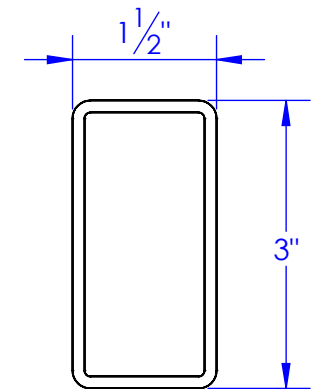
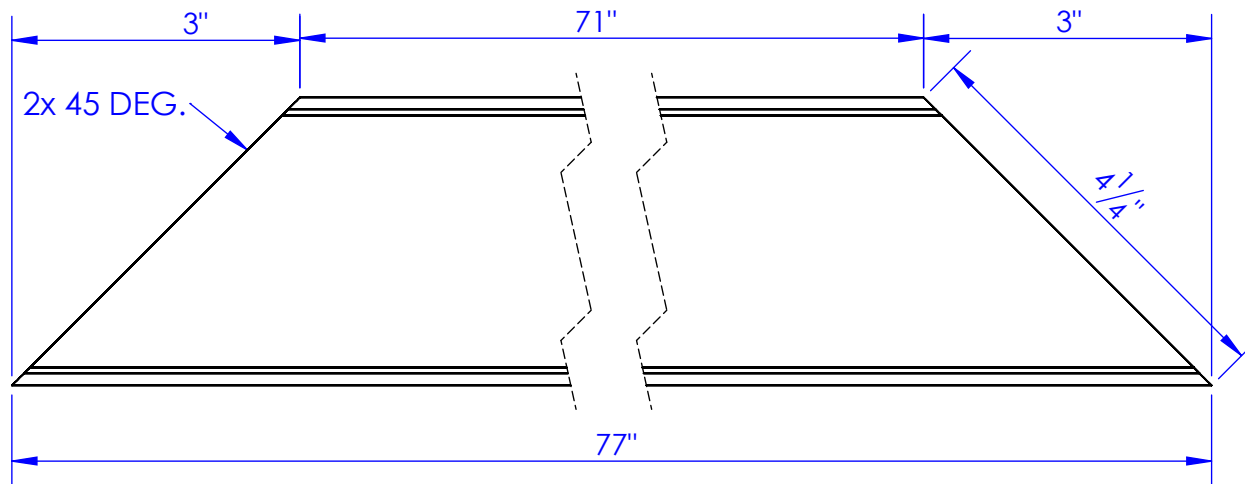


PART NUMBER	DESCRIPTION	MATERIAL
FP-HFL-235	EXTENSION RAIL	RECT 3x1.5x11 ga

REV.	REVISIONS	DATE	APPROVED
A	UPDATED TO NEW STANDARD PRINT FROM HFL-235	2/13/2012	



PROPRIETARY AND CONFIDENTIAL
THE INFORMATION CONTAINED IN THIS
DRAWING IS THE SOLE PROPERTY OF TRIPLE
C INC. ANY REPRODUCTION IN PART OR
AS A WHOLE WITHOUT THE WRITTEN
PERMISSION OF TRIPLE C INC. IS PROHIBITED.

DIMENSIONS ARE IN INCHES TOLERANCES: FRACTIONAL $\pm 1/16$ ANGULAR: MACH ± 1 BEND \pm TWO PLACE DECIMAL ± 010 THREE PLACE DECIMAL ± 005	
MATERIAL	RECT 3x1.5x11 ga
DO NOT SCALE DRAWING	

NAME	DATE
DRAWN HEATH	2/13/2012
PART #	FP-HFL-235
ASM #	
COMMENTS:	
EXTENSION RAIL	

P.O. BOX 248, SABETHA, KS 66534			
TRIPLE C INC.			
SIZE A	DWG. NO. 40-2500	REV. A	
SCALE:1:2	WEIGHT: 21.74	SHEET 1 OF 1	